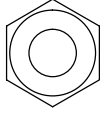
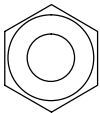
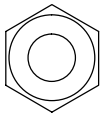
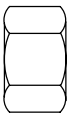

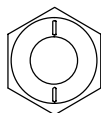
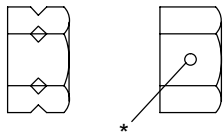


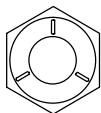
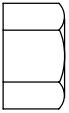




HOW TO DETERMINE NUT STRENGTH

Nut Type		Class	
Present Standard Hexagon Nut	Old Standard Hexagon Nut		
	Cold Forging Nut		Cutting Processed Nut
 No Mark		4N	
 No Mark (w/ Washer)	 No Mark (w/ Washer)	 No Mark	5N (4T)
 6N			6N
	 7N	 7N	7N (5T)
 8N			8N
 10N	 10N	 No Mark	10N (7T)
 11N			11N
 12N			12N

*: Nut with 1 or more marks on one side surface of the nut.

B06432

HINT:

Use the nut with the same number of the nut strength classification or the greater than the bolt strength classification number when tightening parts with a bolt and nut.

Example: Bolt = 4T

Nut = 4N or more